

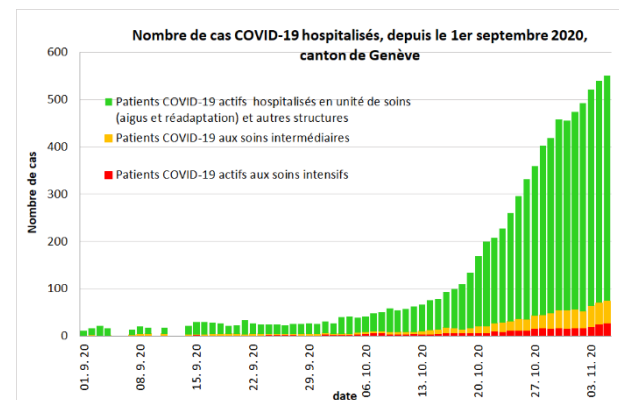
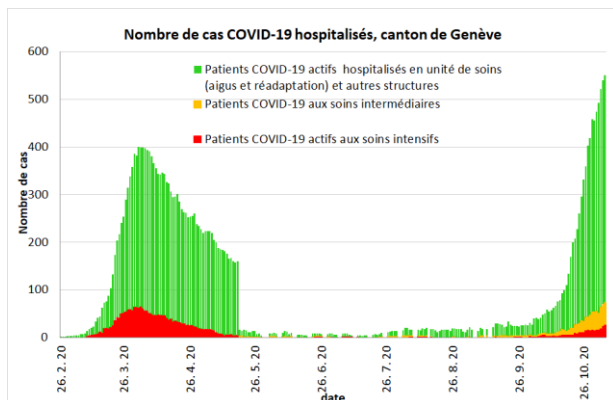
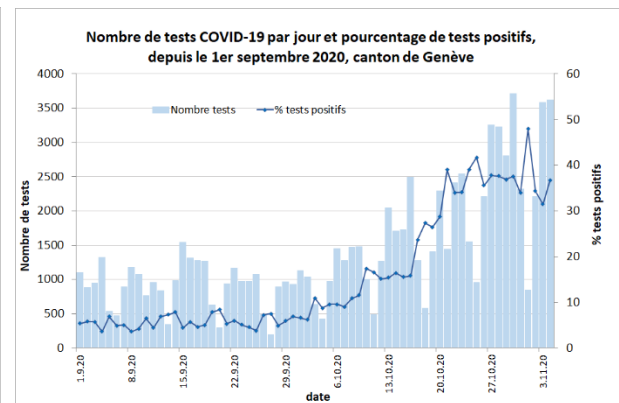
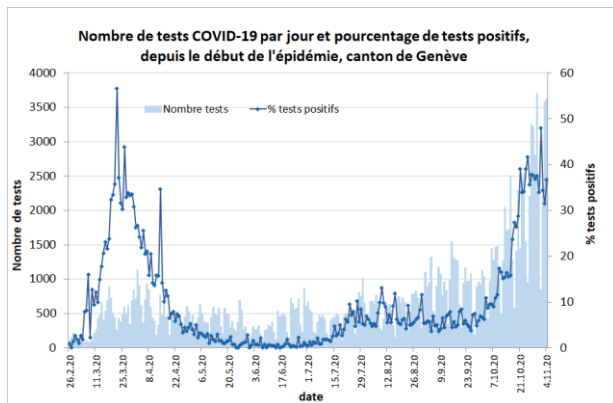
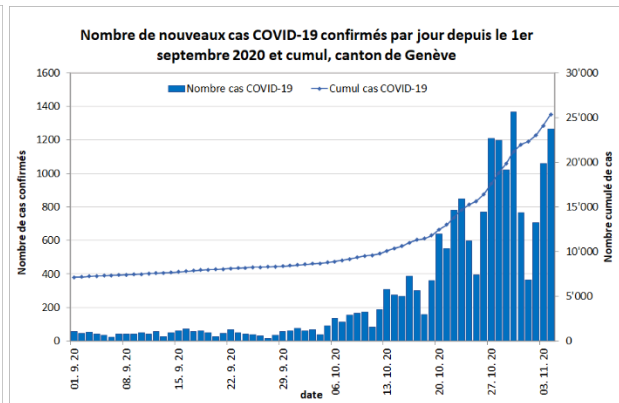
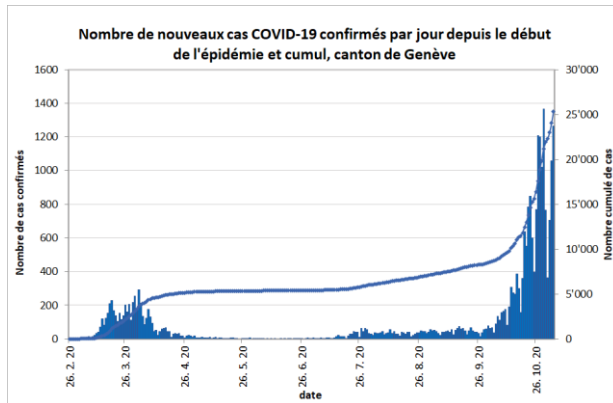


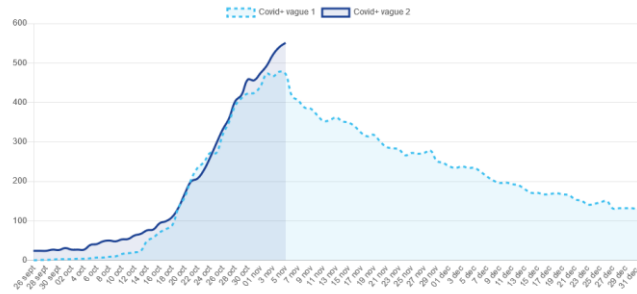
COVID-19 - Situation épidémiologique, canton de Genève Situation au 05.11.2020 – 12h00, selon les données disponibles

Date	Patients COVID-19 actifs aux soins intermédiaires	Patients COVID-19 actifs aux soins intensifs	Patients COVID-19 actifs hospitalisés en unité de soins (aigus et réadaptation) et autres structures	Total hospitalisations COVID-19 actifs (en cours)
27.10.20	27	16	316	359
28.10.20	27	17	359	403
29.10.20	33	15	371	419
30.10.20	37	17	404	458
31.10.20	38	16	402	456
01.11.20	39	17	418	474
02.11.20	35	17	441	493
03.11.20	44	20	457	521
04.11.20	45	25	470	540
05.11.20	46	28	477	551

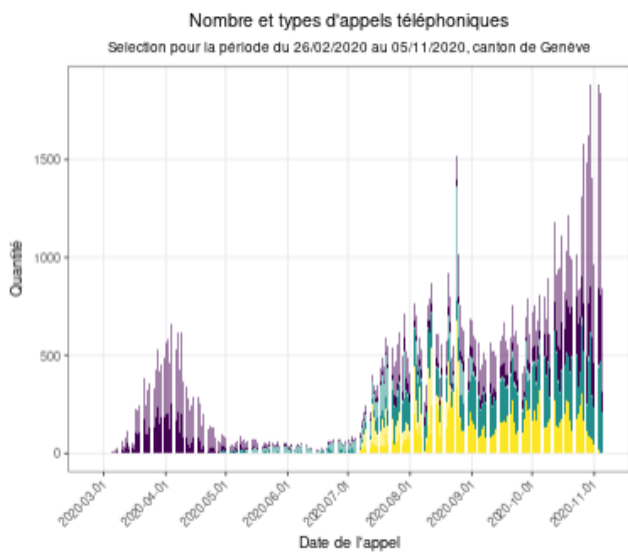
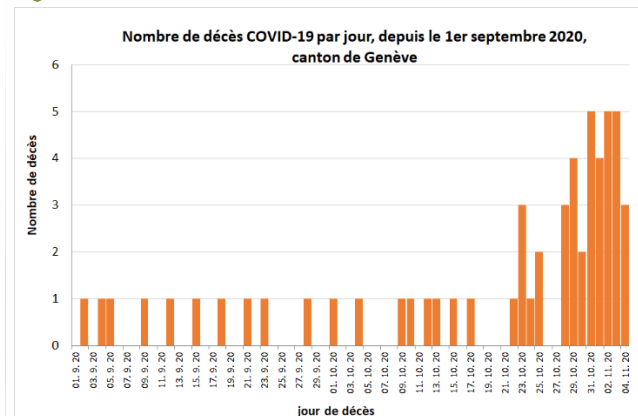
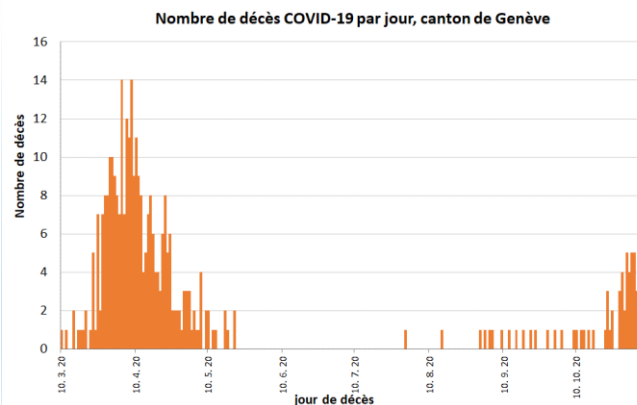
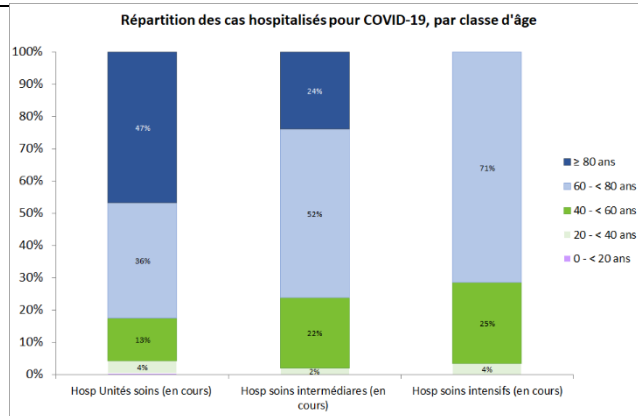
Date	Cumul cas COVID-19	Nombre cas COVID-19	Cumul décès COVID-19	Nb nouveaux décès COVID (en 24 heures)
27.10.20	17613	1207	319	0
28.10.20	18812	1199	322	3
29.10.20	19832	1020	326	4
30.10.20	21197	1365	328	2
31.10.20	21962	765	333	5
01.11.20	22326	364	337	4
02.11.20	23032	706	342	5
03.11.20	24091	1059	347	5
04.11.20	25354	1263 (PROV)	350	3

Ces données sont actualisées de minute à minute et les dernières 72 heures sont partielles

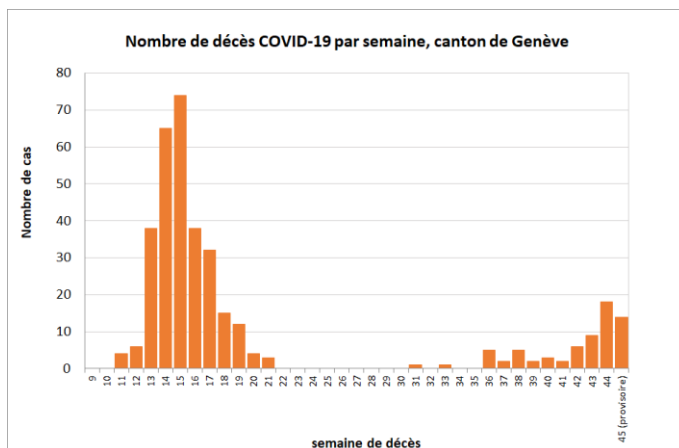
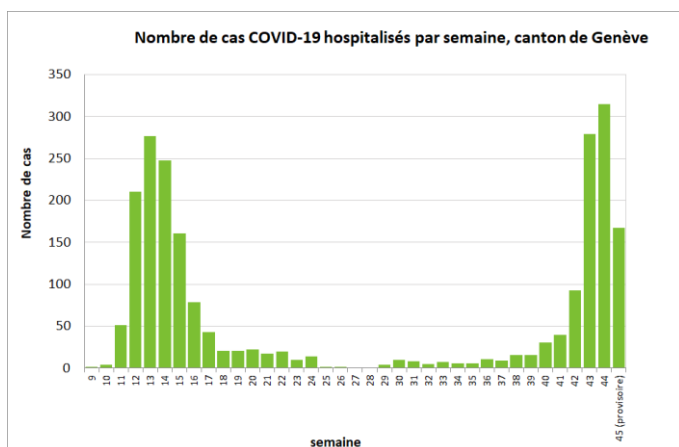
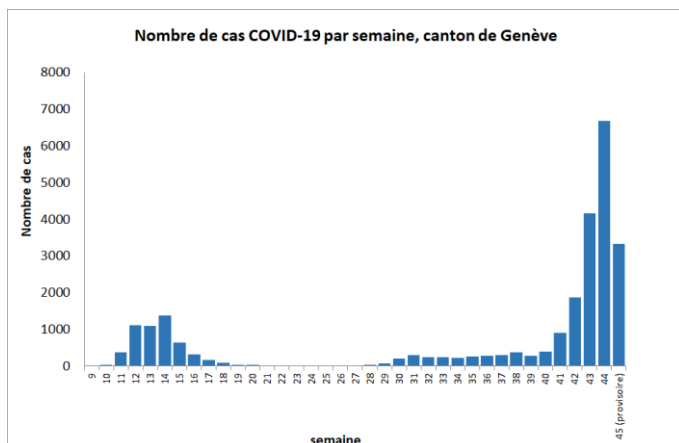




Source : <https://www.hug.ch/coronavirus-maladie-covid-19/situation-aux-hug>



Situation hebdomadaire (données provisoires de la semaine 45)



Sources de données: médecins, laboratoires, Hôpitaux Universitaires de Genève, cliniques